

SAFER THAN EVER –

INTRODUCING THE NEW FUSO CANTER

READY
TO
ADVANCE



 FUSO

01

A CANTER FOR (ALMOST) EVERY JOB.

For inner-city distribution, sometimes more than just one truck is needed – because there are many different challenges: delivery routes through narrow streets full of parked cars; heavy loads; deployment in difficult off-road terrain; or for particularly low-emission driving in green zones.



FIVE WEIGHT CLASSES:

3.5t | 6.0t | 6.5t | 7.5t | 8.55t



SIX WHEELBASES:

2,500 mm | 2,800 mm | 3,400 mm
3,850 mm | 4,300 mm | 4,750 mm*



THREE ENGINES:

130 PS | 150 PS | 175 PS



THREE CAB VARIANTS:

standard (width: 1.695 m)
comfort (width: 1.995 m)
crewcab (width: 1.995 m)



SIDEGUARD ASSIST**



LED HEADLAMPS†



DAYTIME RUNNING LIGHTS†

* 4x4 wheelbases deviating: 3,415 mm | 3,865 mm. ** Not available on 4x4. Available to order from Q2 2022. † Available to order from Q1 2022.

THE NEXT JOB IS ALWAYS THE TOUGHEST? NOT FOR THE CANTER.



TURNING CIRCLE:
CLASS LEADING



SAFETY:
SIDEGUARD ASSIST
FOR SAFETY IN THE CITY



CHASSIS PAYLOAD:
8.55T CANTER approx.
6,000 kg



CHASSIS PAYLOAD:
7.49T CANTER approx.
5,000 kg



NEW:
EURO VI – STEP E
NORM COMPLIANT COMPACT
EXHAUST SYSTEM




EXCEPTIONAL
COMPACTNESS
FOR EASY MANOEUVRING
IN TIGHT SPACES

ADVANCED DESIGN

JAPANESE ROOTS MEET MODERN URBANITY.

When designing a new Canter, our designers pay close attention to the interaction between the truck and the city – its context. First impressions matter: we want to achieve harmony between agility and stability; it's all about precision and every detail is carefully thought out.

 **FUSO**
57 Years of CANTER





ADVANCED SAFETY

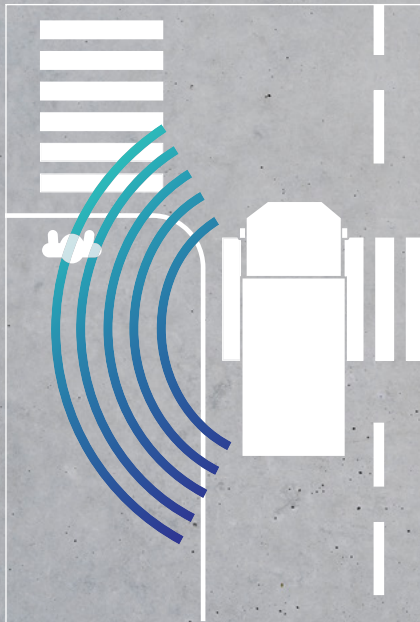


SIDEGUARD ASSIST


- The new Canter is the only 7.5t truck available with Sideguard Assist as an option.
- Sideguard Assist detects a range of vehicles, motorbikes or bicycles with the radar unit when turning or changing lanes.
- When a danger is detected, an alarm lamp on the passenger door pillar turns yellow to alert the driver.
- The Sideguard Assist detects moving vulnerable road users on the passenger side of the truck through radar sensors.
- This safety feature emits an alert whenever it detects any risk of collision.
- Available from Q2 2022.

SIDEGUARD ASSIST IN OPERATION

TURNING



CHANGING





LED LIGHTS

HEADLIGHTS: New LED lights 30% brighter for better visibility. Available as an option from Q1 2022.

AUTOLIGHT: Autolight now integrated.



PROTECTION

INCREASED SAFETY: Reinforced rear underrun protection for even better protection in the event of an accident.



WARNING SYSTEM

SEAT BELT REMINDER: The seat belt reminder detects whether seat belts are in use in various seating positions and gives out increasingly urgent warning signals until the belts are used.

SIDEGUARD ASSIST: The Sideguard Assist detects moving vulnerable road users on the passenger side of the truck through radar sensors. This safety feature emits an alert whenever it detects any risk of collision. Available as an option from Q2 2022.



ADVANCED COMFORT

IT'S A PITY... YOU'LL HAVE TO GET OUT OF THE CABIN AT SOME POINT.

The new Canter is designed with everyday city work in mind. Are you frequently getting in and out of the vehicle? Driving through narrow alleys? That's no problem for the Canter – which is now even more comfortable.

- Thanks to improved cab insulation, the new Canter has an impressively low interior noise level.
- Steplessly adjustable steering wheel.
- Isringhausen® driver comfort seat, available as an option.
- Spacious comfort cab with good all-round visibility.
- Low entry height and easy cross-cab access.
- With the auto light function, the Canter takes over the adjustment of the light for the driver.
- Automatic air conditioning and full air conditioning (also available as an option for the crew cab).
- The new Canter comes with a new AdBlue tank with higher capacity. It can be filled at normal petrol stations.



EX-FACTORY BODIES

BODY SOLUTIONS AND EQUIPMENT OPTIONS EX-FACTORY.

Often, the benefit your truck provides can be down to the difference between a few centimeters in body dimensions, or a few extra kilogrammes of load-bearing capacity. With the FUSO Canter and the body solutions ex-factory, you can get the very most from your vehicle whatever its purpose.

- There is a wide range of tipper and platform bodies available.
- A complete vehicle concept developed and tested by FUSO.
- The 36-month warranty from one source on the chassis, drivetrain and components provided ex works up to 100,000 km also extends to the body!
- You can obtain spare parts from your FUSO contract partner.
- Reduced set-up time for the whole vehicle.
- Special equipment, e.g. a tool box, is available as an option.



CANTER MODEL**

PLATFORM

TIPPER

3.5T

3S13



3S13 DUONIC® 2.0



3S15



3S15 DUONIC® 2.0



3C13



3C13 DUONIC® 2.0



3C15



3C15 DUONIC® 2.0



3C15D*



3C15D DUONIC® 2.0**



6.0T/6.5T

6S15



6C18 4X4



7.5T

7C15



7C15 DUONIC® 2.0



7C18



7C18 DUONIC® 2.0



* All bodies ex-factory are available in the common wheelbases

** Crewcab

TECHNICAL DATA

3.5 T-SEGMENT		3S13			3C13		
Cabin	Standard			Comfort			
Cabin type/seats	Single/3			Single/3			
Wheelbase (mm)	2.500	2.800	3.400	2.500	2.800	3.400	3.850
Chassis load-bearing capacity (kg)*	1.565	1.555	1.530	1.460	1.455	1.430	1.415
Perm. gross vehicle weight (kg)	3.500			3.500			
Perm. gross combination weight (kg)	7.500			7.000			
Max. output/max. torque	96 kW (130 hp)/350 Nm			96 kW (130 hp)/350 Nm			
Emission class	Euro VI			Euro VI			
Transmission	5-speed manual transmission/6-speed DUONIC® 2.0 dual clutch transmission						
Turning circle (m)/track circle (m)	10,2/9,0	11,2/10,0	11,8/13,0	10,0/8,6	11,0/9,4	12,6/11,2	14,0/12,4

3.5 T-SEGMENT	3S15		3C15 (D)				
Cabin	Standard		Comfort				
Cabin type/seats	Single/3		Single/3				Crew/6
Wheelbase (mm)	2.500	2.800	2.500	2.800	3.400	3.850	3.400
Chassis load-bearing capacity (kg)*	1.565	1.555	1.460	1.450	1.425	1.410	1.205
Perm. gross vehicle weight (kg)	3.500		3.500				
Perm. gross combination weight (kg)	7.500		7.000				
Max. output/max. torque	110 kW (150 hp)/400 Nm		110 kW (150 hp)/400 Nm				
Emission class	Euro VI		Euro VI				
Transmission	5-speed manual transmission/6-speed DUONIC® 2.0 dual clutch transmission						
Turning circle (m)/track circle (m)	10,2/9,0	11,2/10,0	10,0/8,6	11,0/9,4	12,6/11,2	14,0/12,4	12,6/11,2

6.0 T-SEGMENT	6S15		
Cabin	Standard		
Cabin type/seats	Single/3		
Wheelbase (mm)	2.500	2.800	3.400
Chassis load-bearing capacity (kg)*	3.785	3.770	3.740
Perm. gross vehicle weight (kg)	6.000		
Perm. gross combination weight (kg)	9.000		
Max. output/max. torque	110 kW (150 hp)/400 Nm		
Emission class	Euro VI		
Transmission	5-speed manual transmission		
Turning circle (m)/track circle (m)	11,4/10,2	12,4/11,4	14,6/13,4

7.5 T-SEGMENT

7.5 T-SEGMENT	7C15 (D)					7C18 (D)						
Cabin	Comfort					Comfort						
Cabin type/seats	Single/3				Crew/7	Single/3				Crew/7		
Wheelbase (mm)	2.800	3.400	3.850	4.300	3.850	2.800	3.400	3.850	4.300	4.750	3.850	4.750**
Chassis load-bearing capacity (kg)*	4.970	4.940	4.920	4.875	4.705	4.970	4.940	4.920	4.875	4.855	4.705	4.620
Perm. gross vehicle weight (kg)	7.490					7.490						
Perm. gross combination weight (kg)	10.990					10.990						
Max. output/max. torque	110 kW (150 hp)/400 Nm					129 kW (175 hp)/430 Nm						
Emission class	Euro VI					Euro VI						
Transmission	5-speed manual transmission/6-speed DUONIC® 2.0 dual clutch transmission											
Turning circle (m)/track circle (m)	11,8/10,4	13,8/12,2	15,2/13,8	16,6/15,2	13,8/15,2	11,8/10,4	13,8/12,2	15,2/13,8	16,6/15,2	18,0/16,6	15,2/13,8	18,0/16,6

8.55 T-SEGMENT


	9C18			
Cabin	Comfort			
Cabin type/seats	Single/3			
Wheelbase (mm)	3.400	3.850	4.300	4.750
Chassis load-bearing capacity (kg)*	5.985	5.950	5.935	5.895
Perm. gross vehicle weight (kg)	8.550			
Perm. gross combination weight (kg)	12.050			
Max. output/max. torque	129 kW (175 hp)/430 Nm			
Emission class	Euro VI			
Transmission	6-speed DUONIC® 2.0 dual clutch transmission			
Turning circle (m)/track circle (m)	13,8/12,2	15,2/13,8	16,6/15,2	18,0/16,6

TECHNICAL DETAILS – 4X4**6.5 T-SEGMENT (4x4)**

	6C18 (D) 4x4			
Cabin	Comfort			
Cabin type/seats	Single/3		Crew/7	
Wheelbase (mm)	3.415	3.865	3.415	3.865
Chassis load-bearing capacity (kg)*	3.685	3.665	3.465	3.445
Perm. gross vehicle weight (kg)	6.500			
Perm. gross combination weight (kg)	10.000			
Angle of approach/departure	35°/25°			
Breakover angle	25°			
Ground clearance under the axles	Front/rear 210–185 mm			
Max. output/max. torque	129 kW (175 hp)/430 Nm			
Emission class	Euro VI			
Transmission	5-speed manual transmission			
Turning circle (m)/track circle (m)	14,9/13,5	16,5/15,1	14,9/13,5	16,5/15,1

* The weight refers to lightest possible execution. (European series, including coolant, oil, 90% fuel, tire sealant, tools and driver with 75 kg) without optional equipment. With each optional equipment the weight changes accordingly.

** Only available as AMT.



fusocanter.co.uk

Please note: changes may have been made to the product since this publication went to press (08/2021). The manufacturer reserves the right to make changes to the design, form, colour and specification during the delivery period, provided these changes, while taking into account the interests of the vendor, can be deemed reasonable with respect to the purchaser. Where the vendor or the manufacturer uses symbols or numbers to describe an order or the subject of an order, no rights may be derived solely from these. The illustrations may show accessories and items of special equipment which are not part of standard specification. Colours may differ slightly from those shown in the brochure, owing to the limitations of the printing process. This brochure may also contain models and services which are not available in certain countries. This brochure is distributed internationally. It provides a general indication of the range of models, features, special equipment and/or colours available in various countries. Some of the models, features, special equipment and/or colours may not be available in your country, or may only be available in a different specification. Additionally some models, features, special equipment and/or colours may only be available in combination with others. For current and more specific information in relation to the range of models, features, special equipment and/or colours available in your country, and their pricing, you should contact your nearest authorised FUSO truck dealer.

Supplier: Mercedes-Benz Trucks UK Marketing | Tongwell | Milton Keynes | MK15 8BA